island health

DEPARTMENT OF DESIGN & CONSTRUCTION

building for better healthcare

VGH - Bike Storage Enclosure
1 Hospital Way, Victoria, BC V8Z 6R5

VIHA PROJECT NUMBER:

STANTEC PROJECT NUMBER: 144325031

ARCHITECTURAL DRAWING LIST

STANTEC	
NO.	**DRAWING NAME**
A-000	COVER SHEET
A-001	GENERAL NOTES, SYMBOLS, ABBREVIATIONS
A-002	SITE AND PROJECT INFORMATION
A-003	PHOTOGRAPHS OF EXISTING CONDITIONS
A-100	SITE PLAN - OVERALL
A-101	SITE PLAN - BIKE STORAGE ENCLOSURE
A-102	FLOOR PLAN, REFLECTED CEILING PLAN, ROOF PLAN, SECTION, DOOR SCHEDULE

STRUCTURAL DRAWING LIST

STANTEC	
NO.	**DRAWING NAME**
S-001	GENERAL NOTES
S-101	PLANS AND SECTIONS
S-202	CONCRETE DETAILS
S-211	STEEL DETAILS

ELECTRICAL DRAWING LIST

STANTEC	
NO.	**DRAWING NAME**
E-100	LEGEND, DETAILS, AND EXISTING VGH SITE PLAN
E-101	REVISED VGH POWER AND SYSTEMS SITE PLAN
E-102	VGH LIGHTING PLAN AND LUMINAIRE SCHEDULE
E-200	ELECTRICAL SPECIFICATIONS

CIVIL DRAWING LIST

STANTEC	
NO.	**DRAWING NAME**
C000	COVER PAGE
C100	SITE PLAN

RE-ISSUED FOR: BUILDING PERMIT

DATE: April 28, 2026

Stantec

GENERAL SYMBOLS LEGEND

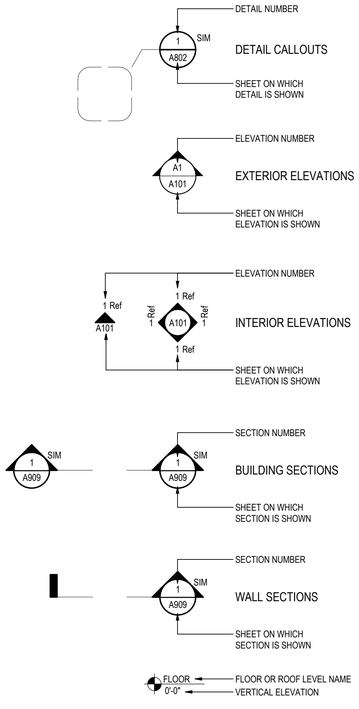

ARCHITECTURAL SYMBOLS LEGEND

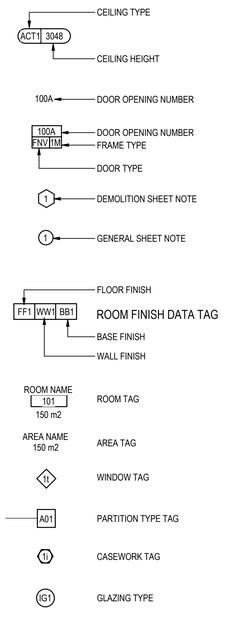

ABBREVIATIONS

@	AT
C.L.	CENTERLINE
Ø	DIAMETER
ABV.	ABOVE
A/C	AIR CONDITIONING
ACT.	ACOUSTIC CEILING TILE
A.D.	AREA DRAIN
A.F.F.	ABOVE FINISH FLOOR
A.F.G.	ABOVE FINISH GRADE
AL	ALUMINUM
ALT.	ALTERNATIVE
A.N.S.I.	AMERICAN NATIONAL STANDARDS BOARD
APPROX.	APPROXIMATE
ARCH.	ARCHITECTURAL
A.S.T.M.	AMERICAN SOCIETY FOR TESTING AND MATERIALS
AUTO.	AUTOMATIC
BCBC	BRITISH COLUMBIA BUILDING CODE
BD.	BOARD
BLDG.	BUILDING
BLK.	BLOCK
BM.	BEAM
B.O.C.	BASE OF CURB
BOT.	BOTTOM
BTWN.	BETWEEN
B.U.	BUILT-UP
CAB.	CABINET
C.B.	CATCH BASIN
C.C.	CENTRE TO CENTRE
CEM.	CEMENT
CIP	CAST-IN-PLACE
C.J.	CONTROL JOINT
CLG.	CEILING
CLR.	CLEAR
CMU	CONCRETE MASONRY UNIT
C.O.	CONCRETE OPENING
COL.	COLUMN
CONC.	CONCRETE
CONT.	CONTINUOUS
CSA	CANADIAN STANDARDS ASSOCIATION
CORR.	CORRIDOR
C.T.	CERAMIC TILE
C/W	COVERED WITH or COMPLETE WITH or CLEAR WITH
DBL.	DOUBLE
DET.	DETAIL
D.F.	DRINKING FOUNTAIN
DIA.	DIAMETER
DIM.	DIMENSION
DN	DOWN
DW	DISHWASHER
DWG.	DRAWING
EA.	EACH
E.J.	EXPANSION JOINT
EL	ELEVATION
ELEC.	ELECTRICAL
EST.	ESTIMATE
EQ.	EQUAL
EQP.	EQUIPMENT
E.W.	EACH WAY
EXH.	EXHAUST
EXP.	EXPANSION
EXT.	EXTERIOR
F.A.	FIRE ALARM
F.D.	FLOOR DRAIN
FDN.	FOUNDATION
F.E.	FIRE EXTINGUISHER
F.E.C.	FIRE EXTINGUISHER CABINET
F.F.E.	FINISH FLOOR ELEVATION
F.F.L.	FINISH FLOOR LINE
F.H.	FIRE HYDRANT
F.H.C.	FIRE HOSEREEL CABINET
FIN.	FINISH (ED)
FLR.	FLOOR (ING)
F.O.	FACE OF
F.O.C.	FACE OF CONCRETE
F.O.F.	FACE OF FINISH
F.O.S.	FACE OF STUD
FRP.	FIBRE REINFORCED PANEL
FRR	FIRE RESISTANCE RATING
FT.	FOOT / FEET
FTG.	FOOTING
FURR.	FURRING
GA.	GAUGE
GALV.	GALVANIZED
GB.	GRAB BAR
GC.	GENERAL CONTRACTOR
GLC	GLULAM COLUMN
GRND.	GROUND
GWB	GYPSUM WALLBOARD
HB.	HOSE BIBB
HC.	HANDICAPPED
HD.	HIGH DENSITY
HM	HOLLOW METAL
HMI	HOLLOW METAL INSULATED
HOR.	HORIZONTAL
HP.	HIGH POINT
HKP	HOUSE KEEPING PAD
HR.	HOUR
HT.	HEIGHT
HVAC	HEATING VENTILATING & AIR CONDITIONING
I.D.	INSIDE DIAMETER
INSUL.	INSULATION
INT.	INTERIOR
KIT.	KITCHEN
K.O.	KNOCK OUT
LAM.	LAMINATE (D)
LAV.	LAVATORY
LBS.	POUNDS
L.F.	LINEAR FEET
L.S.	LIGHT STANDARD
LVL.	LEVEL
MAX.	MAXIMUM
MECH.	MECHANICAL
MET.	METAL
MFR.	MANUFACTURER
M.H.	MANHOLE
MIN.	MINIMUM
MIRR.	MIRROR
MISC.	MISCELLANEOUS
MTD	MOUNTED
MTL.	MATERIAL (S)
MWK.	MILLWORK
NA	NOT APPLICABLE
NBC	NATIONAL BUILDING CODE
NFPA	NATIONAL FIRE PROTECTION ASSOCIATION
N.I.C.	NOT IN CONTRACT
NOM.	NOMINAL
NTS	NOT TO SCALE
O.C.	ON CENTRE (S)
O.D.	OUTSIDE DIAMETER
O/H	OVERHEAD
OPG.	OPENING
OPP.	OPPOSITE
OSB	ORIENTED STRAND BOARD
PH.	PHASE
P/L	PROPERTY LINE
PL.	PLATE
P.LAM.	PLASTIC LAMINATE
PLUMB.	PLUMBING
PLY	PLYWOOD
PNL	PANEL
PROP.	PROPOSED
PSF	PRESSED STEEL FRAME
PT.	PRESSURE TREATED
P.T.D.	PAPER TOWER DISPENSER
PTD.	PAINTED
PVC	POLYVINYL CHLORIDE
PVMT.	PAVEMENT
R.	RADIUS
R.A.	ROOF ANCHOR
RCP	REFLECTED CEILING PLAN
R.D	ROOF DRAIN
RD.	ROAD
RE:	REFERENCE
REFR.	REFRIGERATION
REQ'D	REQUIRED
REV.	REVISION
RM.	ROOM
R.O.	ROUGH OPENING
RVS.	REVERSE
RWL	RAIN WATER LEADER
SA.	SMOKE ALARM
SAB	SOUND ATTENUATION BATT
S.C.	SOLID CORE
S.C.D.	SEAT COVER DISPENSER
SCHED.	SCHEDULE
S.D.	SOAP DISPENSER
SEAL.	SEALANT
SECT.	SECTION
S.F.	SQUARE FOOT / FEET
SHWR.	SHOWER
SIM.	SIMILAR
S.N.D.	SANITARY NAPKIN DISPENSER
S.N.R.	SANITARY NAPKIN RECEPTACLE
S.O.G.	SLAB ON GRADE
S.P.	SETTING OUT POINT
SPECS.	SPECIFICATIONS
SQ.	SQUARE
S.S.	STAINLESS STEEL
ST.	STREET
STC	SOUND TRANSMISSION CLASS
STD.	STANDARD
STL.	STEEL
STRUC.	STRUCTURAL
SUSP.	SUSPENDED
SYM.	SYMMETRICAL
T.	TREAD
T.B.	TOWEL BAR
TBD	TO BE DETERMINED
T.C.	TOP OF CURB
T.D.	TOP OF DRAIN
T&G	TONGUE & GROOVE
THK.	THICK
THRES.	THRESHOLD
T.O.	TOP OF
T.O.C.	TOP OF CONCRETE
T.O.D.	TOP OF DECK
T.O.M.	TOP OF MASONRY
T.O.S.	TOP OF SLAB / STRUCTURE
T.O.W.	TOP OF WALL
T.P.D.	TOILETPAPER DISPENSER
TWS	TACTILE WARNING STRIPS
TYP.	TYPICAL
ULC	UNDERWRITERS LABORATORIES OF CANADA
UNIV	UNIVERSAL
U.N.O.	UNLESS NOTED OTHERWISE
U/S	UNDERSIDE
VENT.	VENTILATION
VERT.	VERTICAL
VEST.	VESTIBULE
VIF	VERIFY IN FIELD
VCT	VINYL COMPOSITE TILE
W/	WITH
WC	WATER CLOSET
WD.	WOOD
W.GL.	WIRED GLASS
W/O	WITHOUT
WP.	WATERPROOF
W.P.	WORK POINT
W.R.	WASTE RECEPTACLE

GENERAL NOTES

1. THESE NOTES ARE TO BE READ IN CONJUNCTION WITH THE SPECIFICATIONS. IN CASE OF CONFLICT, SPECIFICATIONS SHALL TAKE PRECEDENCE OVER GENERAL CONSTRUCTION NOTES.
2. CONFLICT IN TERMINOLOGY UTILIZED WITHIN THE CONTRACT DOCUMENTS WILL BE DECIDED AS THE MORE EXPENSIVE ALTERNATE.
3. THE WORK IS INTENDED TO BE A COMPLETE WORK IN EVERY RESPECT. THE CONTRACTOR SHALL ABIDE BY AND COMPLY WITH THE TRUE INTENT AND MEANING OF ALL THE DRAWINGS TAKEN AS A WHOLE. ANY WORK SHOWN ON THE DRAWINGS EVEN IF NOT PARTICULARLY DESCRIBED IN THE SPECIFICATIONS, OR VICE VERSA, IS TO BE DONE BY THE CONTRACTOR AS IF IT WERE BOTH SHOWN AND SPECIFIED.
4. CONFORM TO ALL APPLICABLE CODES FOR DEMOLITION WORK, SAFETY OF STRUCTURE, SAFETY OF MATERIALS HANDLING AND DUST CONTROL.
5. PERFORM WORK IN ACCORDANCE WITH **BC BUILDING CODE 2024** AND ANY OTHER CODE OF PROVINCIAL OR LOCAL APPLICATION. IF IN ANY CASE OF CONFLICT OR DISCREPANCY, THE MORE STRINGENT REQUIREMENTS OR AUTHORITY HAVING JURISDICTION SHALL APPLY.
6. THE CONTRACTOR SHALL VERIFY AND BE RESPONSIBLE FOR ALL DIMENSIONS. DO NOT SCALE THE DRAWINGS. THE GENERAL CONTRACTOR SHALL VERIFY FIELD CONDITIONS AND NOTIFY STANTEC OF ANY DISCREPANCIES AND OMISSIONS WITHOUT DELAY.
7. AREAS SHOWN GRAYED ON DRAWINGS REPRESENT AN INDICATIVE OUTLINE OF EXISTING OCCUPIED AREAS OF THE BUILDING TO REMAIN OPERATIONAL DURING DEMOLITION AND CONSTRUCTION.
8. MECHANICAL, ELECTRICAL AND STRUCTURAL WORK IS REQUIRED OUTSIDE OF THE MAIN PROJECT AREA (EXISTING HOUSEKEEPING DEPARTMENT). REFER TO MECH., ELEC. AND STRUC.
9. REVIEW AND ASSESS EXISTING CONDITIONS TO DETERMINE EXTENT OF WORK NECESSARY TO CUT, REMOVE, REPAIR, PATCH AND MAKE GOOD EXISTING SERVICES, FIXTURES, FINISHES, EQUIPMENT, INSTALLATIONS AND CONSTRUCTION ASSEMBLIES. QUALITY AND TYPE OF EXISTING MATERIALS FORM THE BENCHMARK FOR REPAIR, FURRING-OUT AND PATCHING WORK IN THE SAME MATERIALS.
10. PARTITION DIMENSIONS ARE TO CENTRE LINE OF STUDS UNLESS NOTED OTHERWISE. CLEAR DIMENSIONS MUST BE HELD TO A TOLERANCE OF 3mm.
11. DIMENSIONS OF EXISTING ROUGH OPENINGS (R.O.) ARE TO BE CONFIRMED ON SITE.
12. STRUCTURAL, MECHANICAL AND ELECTRICAL ITEMS SHOWN ON THESE DRAWINGS ARE FOR COORDINATION PURPOSES. REFER TO RESPECTIVE DISCIPLINE DOCUMENTS FOR COMPLETE LAYOUTS.
13. CONTRACTOR TO PROVIDE TEMPORARY SHORING WHERE REQUIRED.
14. PROVIDE MINIMUM 2% SLOPE AWAY FROM THE BUILDING FOR ALL EXTERIOR GRADING U.N.O. OR DICTATED BY EXISTING SITE CONDITIONS. CONFIRM WITH CONSULTANT.
15. CONTRACTOR IS TO ENSURE THE CONTINUITY OF THE AIR/VAPOUR BARRIER SYSTEM. AV MEMBRANES AND MATERIALS ARE TO BE CONTINUOUSLY LAPPED AND SEALED AT ALL WALL TO ROOF TRANSITIONS, AROUND ANY PENETRATIONS, AND AT THE INTERFACE OF DIFFERENT WALL ASSEMBLIES IN ORDER TO PROVIDE A CONTINUOUS AIR VAPOUR MOISTURE BARRIER SYSTEM. THIS INCLUDES TIE-IN CONNECTIONS TO EXISTING BUILDING'S VAPOUR BARRIER. CONTRACTOR TO DOCUMENT CONNECTIONS TO EXISTING VAPOUR BARRIERS PRIOR TO COVERING UP.
16. FILL AND MAKE GOOD OPENINGS IN WALL RESULTING FROM REMOVAL OF OBSOLETE SERVICES OR ADDITION OF NEW SERVICES ON EXISTING WALLS.
17. PROTECT AND MAINTAIN EXISTING ACTIVE SERVICES DESIGNATED TO REMAIN.
18. SOME AREAS OF THE BUILDING WILL BE IN USE DURING THE OVERALL CONSTRUCTION PERIOD AND CONTAIN SENSITIVE EQUIPMENT. ANY WORK THAT AFFECTS THESE AREAS IS TO BE SCHEDULED WITH AND APPROVED BY THE OWNER PRIOR TO COMMENCEMENT.
19. CONTRACTOR IS TO COORDINATE SCHEDULE OF WORK AND RELATED TEMPORARY RELOCATION OF EQUIPMENT AND/OR FURNITURE AS REQUIRED WITH OWNER TO MINIMIZE DISRUPTION TO BUSINESS OPERATION.
20. WHERE WORK INVOLVES BREAKING INTO OR CONNECTION TO EXISTING SERVICES, CARRY OUT WORK AT TIMES DIRECTED BY OWNER AND/OR AUTHORITIES HAVING JURISDICTION AS APPLICABLE, WITH MINIMUM OF DISTURBANCE TO PEDESTRIAN AND VEHICULAR TRAFFIC. CONTRACTOR TO ALLOW FOR WORK OUTSIDE OF REGULAR WORKING HOURS AS REQUIRED.
21. RECORD LOCATIONS OF MAINTAINED, RE-ROUTED AND ABANDONED SERVICE LINES.

FIRE SEPARATIONS

22. EXISTING AND NEW FIRE RATINGS ARE TO BE MAINTANED, UNLESS NOTED OTHERWISE. SEE ALSO MECHANICAL AND ELECTRICAL DRAWINGS.
23. CONSTRUCT FIRE RESISTANCE RATED SEPARATIONS IN CONFORMANCE WITH THE BRITISH COLUMBIA BUILDING CODE REQUIREMENTS AND TO ULC STANDARDS. FIRE STOP PERIMETERS AND PENETRATIONS.
24. REPLACE OR REPAIR DAMAGED EXISTING FIRE-STOPPING ENCOUNTERED DURING CUTTING AND PATCHING WORK.
25. WHERE CUTTING OR PENETRATING INTO EXISTING GWB FIRE RATED VERTICAL SERVICE SHAFT, REINSTATE RATED ASSEMBLY TO MATCH EXISTING. INSTALL RATED FIRE-STOP SYSTEMS AT SERVICE LINE AND HVAC DUCT PENETRATIONS INTO RATED SHAFT.
26. UNLESS NOTED OTHERWISE ALL WALLS IN RATED FIRE SEPARATIONS SHALL CONTINUE IN THEIR ENTERITY TO U/S FLOOR/ROOF CONSTRUCTION ABOVE. SEAL ALL PENETRATIONS AND PROVIDE CONTINUOUS SIGNAGE ABOVE CEILING INDICATING THE RATING OF THE WALL ASSEMBLY ON BOTH SIDES.
27. AT PROJECT COMPLETION, CONTRACTOR TO INCLUDE IN O&M MANUALS A SIGNED LETTER OF ASSURANCE STATING THAT ALL FIRESTOPPING WORK (MATERIALS AND LABOUR) HAS BEEN INSTALLED AS PER CODES AND STANDARDS CITED ABOVE.

CONCRETE CORING AND NOISY WORK

28. PRIOR TO CORING OF CONCRETE WALLS AND SLABS FOR NEW SERVICE PENETRATIONS, CONTRACTOR IS TO SCAN TO LOCATE EXISTING REINFORCEMENT AND LOCATE OPENINGS TO MINIMIZE REINFORCEMENT CUT. PROPOSED LOCATIONS TO BE REVIEWED WITH STRUCTURAL ENGINEER PRIOR TO CORING. CORED HOLES IN WALLS ARE TO BE STACKED RATHER THAN SIDE BY SIDE WHERE INDICATED IN THE DRAWINGS.
29. CONCRETE SCANNING: NON-DESTRUCTIVE TESTING / SCANNING (PENETRATING RADAR - NOT X-RAY) TO LOCATE EXISTING SERVICES, STRUCTURAL REINFORCING, ETC. SHALL BE UNDERTAKEN BY THE CONTRACTOR PRIOR TO ANY CONCRETE CUTTING OR CORING, AND SHALL BE INCLUDED IN THE BASE BID. X-RAY SCANNING OF SLABS IS NOT PERMITTED.
30. IN COLLABORATION WITH CONTRACTOR'S SCHEDULE, PERFORM NOISY WORK AND WORK WITH GROUND VIBRATION DURING HOURS DESIGNATED BY OWNER (REFER TO SPECIFICATIONS).

HAZMAT MATERIALS AND INFECTION CONTROL

31. UPON DISCOVERY OF HAZARDOUS OR CONTAMINATED MATERIALS CONFORM TO APPLICABLE STATUTORY REQUIREMENTS AND IMMEDIATELY ADVISE ARCHITECT.
32. DURING CONSTRUCTION, IF REQUIRED, CONTRACTOR WILL PROVIDE ABATEMENT SERVICES FOR HAZARDOUS MATERIALS, INCLUDING IDENTIFICATION, HOARDING AND TEMPORARY VENTILATION, FOR REMOVAL OR CONTAINMENT OF ANY ENCOUNTERED HAZARDOUS MATERIALS UNDER APPLICABLE REGULATORY CODES AND REQUIREMENTS OF AUTHORITIES HAVING JURISDICTION.
33. PROVIDE TEMPORARY HOARDINGS, HEPA FILTERED EXHAUST UNITS AND DUST SCREENS C/W WALK-OFF MATS BOTH SIDES OF HOARDINGS, TO SEAL OFF WORK AREAS AS REQUIRED. IN ACCORDANCE WITH OWNER'S INFECTION CONTROL PROCEDURES.

ADDITIONAL DEMOLITION NOTES

34. WHERE WALLS OR OTHER SUPPORTS ARE REMOVED ENSURE THE REMAINING STRUCTURE IS ADEQUIATELY SECURED.
35. REMEDIATE ALL SURFACES TO REMAIN AFFECTED BY CONSTRUCTION. CONTRACTOR IS STRONGLY ENCOURAGED TO DOCUMENT ANY EXISTING CONDITION THAT COULD BE CONSIDERED AS DAMAGED BY THE CONTRACTOR.
36. PATCH, REPAIR AND MAKE GOOD EXISTING CHIPS, CRACKS, CAVITIES IN EXISTING WALL SURFACES TO ACCEPT PAINTING AND FINISHING AT LOCATIONS DESIGNATED ON PLAN. SURVEY ALL EXISTING PLASTER WALLS; PATCH AND REPAIR ALL OTHER EXISTING CHIPS, CRACKS, CAVITIES TO ACCEPT PAINTING AND FINISHING AS REQUIRED.
37. PATCH AND REPAIR DAMAGE TO WALLS, FLOORS AND CEILINGS RESULTING FROM CUTTING OF WALLS TO REMOVE DOOR FRAMES, PORTION OF WALLS, MILLWORK, PLUMBING FIXTURES, ELECTRICAL, ETC.
38. CONFIRM LOCATIONS OF ALL MECHANICAL AND ELECTRICAL SERVICES PRIOR TO DEMOLITION. MECHANICAL AND ELECTRICAL ELEMENTS SERVING OTHER FLOOR AREAS ARE TO REMAIN UNLESS NOTED OTHERWISE ON MECHANICAL AND ELECTRICAL DRAWINGS.
39. LEVEL AND PATCH DAMAGE TO SUBFLOORS CAUSED BY REMOVAL OF FLOOR FINISHES.
40. SALVAGED MATERIALS BECOME THE PROPERTY OF THE OWNER UNLESS NOTED OTHERWISE.
41. MINIMIZE, TO THE GREATEST EXTENT POSSIBLE, DAMAGE TO ADJACENT SURFACES DURING DEMOLITION.
42. ALL CUTTING AND PATCHING WORK SHALL BE DONE IN A MANNER TO RECEIVE NEW WORK AND FINISHES.
43. ALL DEMOLISHED MATERIALS NOT FOR REUSE TO BE IMMEDIATELY REMOVED FROM SITE & PROPERLY DISPOSED OF.

ADDITIONAL CONSTRUCTION NOTES

44. FLOOR FINISHES SHALL EXTEND UNDER ALL EQUIPMENT. WALL BASE TO BE AS PER SCHEDULE.
45. PROVIDE SOLID (38mm MINIMUM THICKNESS) WOOD BLOCKING, U.N.O., FOR:
    A. SUPPORT OF COUNTERS AND CABINETS
    B. SINK ACCESSORIES
    C. ALL OTHER WALL OR CEILING MOUNTED FIXTURES.
    D. WALL MOUNTED VS/VI, OS/OI, OR OS/CI EQUIPMENT.
46. CONTRACTOR TO PROVIDE ALL CONDUIT AND INFRASTRUCTURE FOR OS/OI EQUIPMENT.
47. REFER TO MECHANICAL DRAWINGS FOR SIZE & LOCATION OF DRAINS, INTAKE & EXHAUST LOUVERS, GRILLES, SMOKE & FIRE DAMPERS & ALL RELATED MECHANICAL EQUIPMENT.
48. PATCH AND EXTEND EXISTING WORK USING SKILLED PERSONNEL CAPABLE OF MATCHING EXISTING WORKMANSHIP QUALITY.
49. THE CONTRACTOR IS TO INCLUDE FOR THE SEISMIC RESTRAINT OF ALL NEW AS WELL AS EXISTING T-BAR CEILINGS NOT BEING REPLACED BY NEW BUT BEING TEMPORARILY REMOVED AND REINSTALLED AS PART OF THE PROJECT.
50. ALL ROOFING INSTALLATION TO BE COMPLETED TO RCABC WARRANTY STANDARDS.

Stantec

Stantec Architecture Ltd.
400-655 Tyee Road
Victoria, BC V9A 6X5
Tel: (250) 388-9161 • www.stantec.com

Copyright Reserved

The Copyrights to all designs and drawings are the property of Stantec. Reproduction or use for any purpose other than that authorized by Stantec is forbidden.

The Contractor shall verify and be responsible for all dimensions. DO NOT scale the drawing - any errors or omissions shall be reported to Stantec without delay.

Consultant

Stantec

Notes

4	RE-ISSUED FOR BUILDING PERMIT	JT	AI	2026.04.28
3	ISSUED FOR BUILDING PERMIT AND TENDER PACKAGE 2	AK	AI	2025.10.02
2	ISSUED FOR FOUNDATION PERMIT AND TENDER PACKAGE 1	AK	AI	2025.09.04
1	ISSUED FOR TENDER PACKAGE 1 - FOUNDATIONS ONLY	JT/WI	AI	2025.07.16
Issued/Revision		By	Appd	YYYY.MM.DD

Permit/Seal

REGISTERED ARCHITECT
JOHAN SCHLOSZ
BRITISH COLUMBIA

2026-04-29

Client/Project Logo

island health

Client/Project
Island Health

VGH - Bike Storage Enclosure

1 Hospital Way, Victoria, BC V8Z 6R5

Title
GENERAL NOTES, SYMBOLS, ABBREVIATIONS

Project No.
144325031

Scale

Revision
4

Drawing No.
A-001

<Plot location in Project Information>
4/28/2026 8:56:38 PM

ORIGINAL SHEET - ARCH D



PROJECT LOCATION

VICTORIA GENERAL HOSPITAL
1 HOSPITAL WAY, VICTORIA, BC V8Z 6R5



SITE CONTEXT

PROJECT SUMMARY

SCOPE OF WORK SUMMARY:	THIS PROJECT INVOLVES THE CONSTRUCTION OF A NEW 30-BIKE STORAGE ENCLOSURE AT THE VICTORIA GENERAL HOSPITAL. THE SCOPE OF WORK INCLUDES A NEW CONCRETE PAD AND A PRE-ENGINEERED BIKE SHELTER.
ADDRESS:	1 HOSPITAL WAY, VICTORIA, BC V8Z 6R5
LEGAL DESCRIPTION:	PID 001-161-300, LOT 1, SECTION 100, DIST ESQUIMALT, PLAN VIP31445
MUNICIPALITY:	TOWN OF VIEW ROYAL
ZONE:	P1 - COMMUNITY INSTITUTIONAL; ZONING BYLAW 2014 NO. 900
AREA:	(NOT ALTERED) SITE AREA 105685.3334 m² TOTAL BUILDING AREA 19000 m² (APPROXIMATE)
PARKING REQUIREMENTS:	(NOT ALTERED)
SITE COVERAGE:	ZONING MAXIMUM 40% EXISTING COVERAGE 18%
SETBACKS:	REQUIRED / PROVIDED FRONT LOT LINE SETBACK 7.5m / EXISTING CONDITIONS NOT ALTERED REAR LOT LINE SETBACK 7.5m / EXISTING CONDITIONS NOT ALTERED SIDE LOT LINE SETBACK 6.0m / EXISTING CONDITIONS NOT ALTERED FLANKING LOT LINE SETBACK 6.0m / EXISTING CONDITIONS NOT ALTERED
BUILDING HEIGHT:	(NOT ALTERED) MAX: 9m ACCESSORY BUILDING HEIGHT, MAX:4.5m NEW BIKE SHELTER: 3.8m
NUMBER OF STREETS:	(NOT ALTERED) 1
VARIANCE REQUESTED	NONE

BUILDING CODE SUMMARY

GOVERNING CODES	BC BUILDING CODE 2024 (BCBC)		
MAJOR OCCUPANCY	GROUP F, DIVISION 3 - BIKE SHELTER		
BUILDING CLASSIFICATION:	3.2.2.87. GROUP F, DIVISION 3		
		REQUIRED	PROVIDED
	CONSTRUCTION	COMBUSTIBLE / NON-COMBUSTIBLE	COMBUSTIBLE / NON-COMBUSTIBLE
	STOREYS	N/A	1
	SPRINKLERED	N/A	NO
	FLOOR ASSEMBLIES	45 MIN (IF COMBUSTIBLE)	N/A
	MEZZANINES	N/A	N/A
	ROOF ASSEMBLIES	N/A	N/A
	LOADBEARING ASSEMBLIES	45 MIN (IF COMBUSTIBLE)	N/A
	MAXIMUM AREA	1,600m²	44.3m²



ENLARGED SITE CONTEXT

Stantec

Stantec Architecture Ltd.
400-655 Tyee Road
Victoria, BC V9A 6X5
Tel: (250) 388-9161 • www.stantec.com

Copyright Reserved

The Copyrights to all designs and drawings are the property of Stantec. Reproduction or use for any purpose other than that authorized by Stantec is forbidden.

The Contractor shall verify and be responsible for all dimensions. DO NOT scale the drawing - any errors or omissions shall be reported to Stantec without delay.

Consultant

Stantec

Notes

TRUE NORTH

Issued/Revision	By	Appd	YYYY.MM.DD
4 RE-ISSUED FOR BUILDING PERMIT	JT	AI	2026.04.28
3 ISSUED FOR BUILDING PERMIT AND TENDER PACKAGE 2	AK	AI	2025.10.02
2 ISSUED FOR FOUNDATION PERMIT AND TENDER PACKAGE 1	AK	AI	2025.09.04
1 ISSUED FOR TENDER PACKAGE 1 - FOUNDATIONS ONLY	JT/WI	AI	2025.07.16

Permit/Seal

REGISTERED ARCHITECT JEAN SCHULSON BRITISH COLUMBIA

2026-04-29

Client/Project Logo

island health

Client/Project
Island Health

VGH - Bike Storage Enclosure

1 Hospital Way, Victoria, BC V8Z 6R5

Title
SITE AND PROJECT INFORMATION

Project No.
144325031

Scale

Revision
4

Drawing No.
A-002

<Pick location in Project Information>
4/28/2026 8:45:21 PM

ORIGINAL SHEET - ARCH D



1 SOUTH-EAST APPROACH TO THE PROJECT



2 NORTH APPROACH TO THE PROJECT



3 NORTH-WEST APPROACH TO THE PROJECT



4 SOUTH-EAST APPROACH TO THE PROJECT

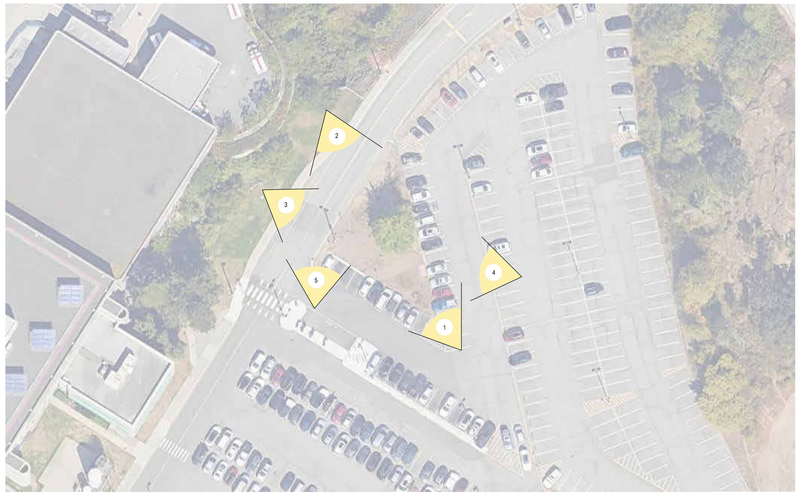

KEY PLAN



5 VIEW TOWARDS PARKING LOT ACCESS ROAD & SOUTH WEST PORTION OF THE PROJECT FROM SOUTH

Stantec

Stantec Architecture Ltd.
400-655 Tyee Road
Victoria, BC V9A 6X5
Tel: (250) 388-9161 • www.stantec.com

Copyright Reserved

The Copyrights to all designs and drawings are the property of Stantec. Reproduction or use for any purpose other than that authorized by Stantec is forbidden.

The Contractor shall verify and be responsible for all dimensions. DO NOT scale the drawing - any errors or omissions shall be reported to Stantec without delay.

Consultant

Stantec

Notes

Issued/Revision		By	Appd	YYYY.MM.DD
4	RE-ISSUED FOR BUILDING PERMIT	JT	AI	2026.04.28
3	ISSUED FOR BUILDING PERMIT AND TENDER PACKAGE 2	AK	AI	2025.10.02
2	ISSUED FOR FOUNDATION PERMIT AND TENDER PACKAGE 1	AK	AI	2025.09.04
1	ISSUED FOR TENDER PACKAGE 1 - FOUNDATIONS ONLY	JT/WI	AI	2025.07.16

Permit/Seal

REGISTERED ARCHITECT STEVEN SCHULSON BRITISH COLUMBIA

2026-04-29

Client/Project Logo

island health

Client/Project
Island Health

VGH - Bike Storage Enclosure

1 Hospital Way, Victoria, BC V8Z 6R5

Title
PHOTOGRAPHS OF EXISTING CONDITIONS

Project No.
144325031

Scale

Revision
4

Drawing No.
A-003

<Pick location in Project Information>
4/28/2026 5:04:42 PM

ORIGINAL SHEET - ARCH D

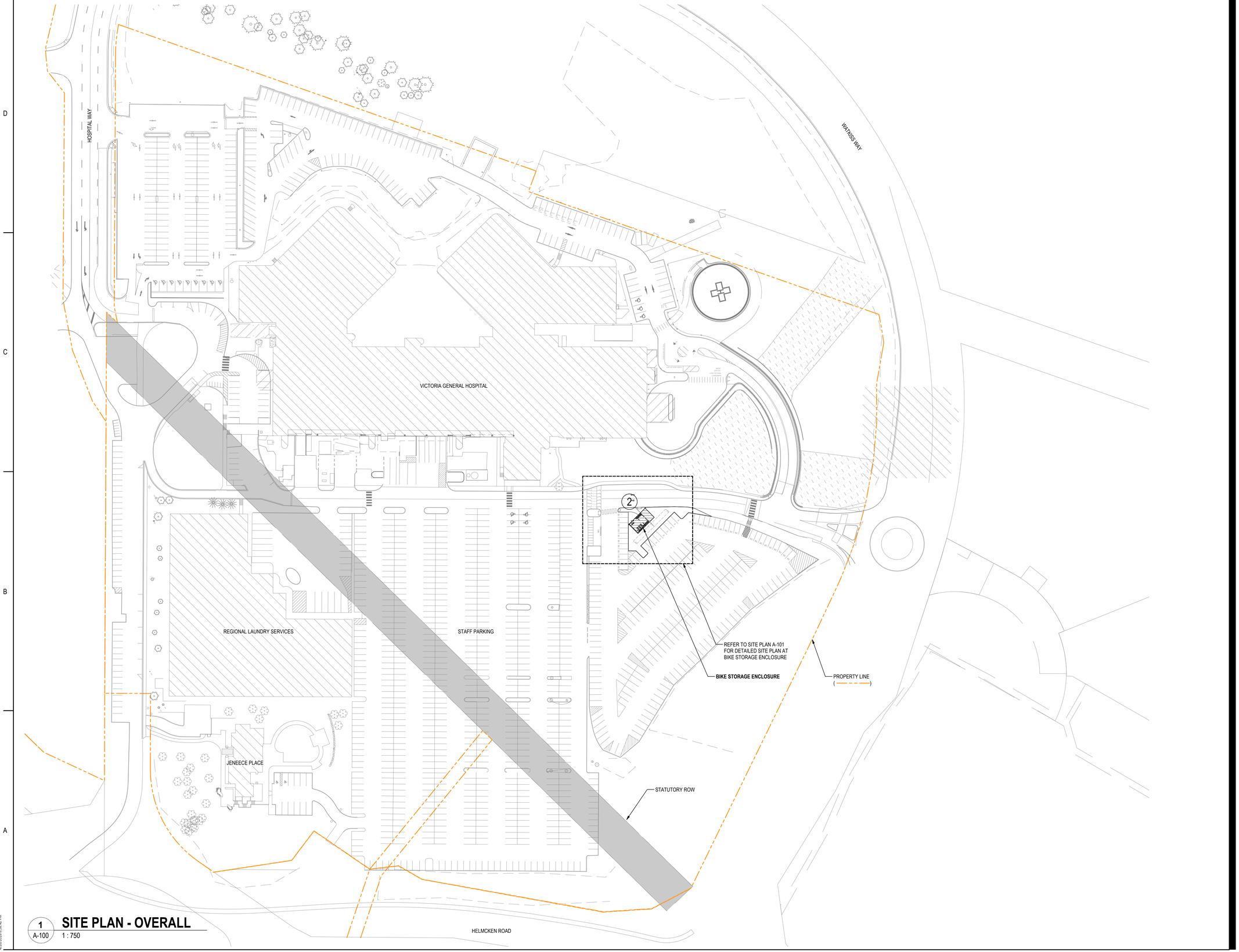

1 A-100 **SITE PLAN - OVERALL**
1 : 750

ORIGINAL SHEET - ARCH D

<Pick location in Project Information>
4/28/2026 8:36:42 PM

Stantec

Stantec Architecture Ltd.
400-655 Tyee Road
Victoria, BC V9A 6X5
Tel: (250) 388-9161 • www.stantec.com

Copyright Reserved

The Copyrights to all designs and drawings are the property of Stantec. Reproduction or use for any purpose other than that authorized by Stantec is forbidden.

The Contractor shall verify and be responsible for all dimensions. DO NOT scale the drawing - any errors or omissions shall be reported to Stantec without delay.

Consultant

Stantec

Notes

TRUE NORTH

Issued/Revision	By	Appd	YYYY.MM.DD
3 RE-ISSUED FOR BUILDING PERMIT	JT	AI	2026.04.28
2 ISSUED FOR BUILDING PERMIT AND TENDER PACKAGE 2	AK	AI	2025.10.02
1 ISSUED FOR FOUNDATION PERMIT AND TENDER PACKAGE 1	AK	AI	2025.09.04

Permit/Seal

REGISTERED ARCHITECT STEFAN SCHULSON BRITISH COLUMBIA

2026-04-29

Client/Project Logo

island health

Client/Project

Island Health

VGH - Bike Storage Enclosure

1 Hospital Way, Victoria, BC V8Z 6R5

Title

SITE PLAN - OVERALL

Project No. 144325031

Scale 1 : 750

Revision 3

Drawing No. **A-100**

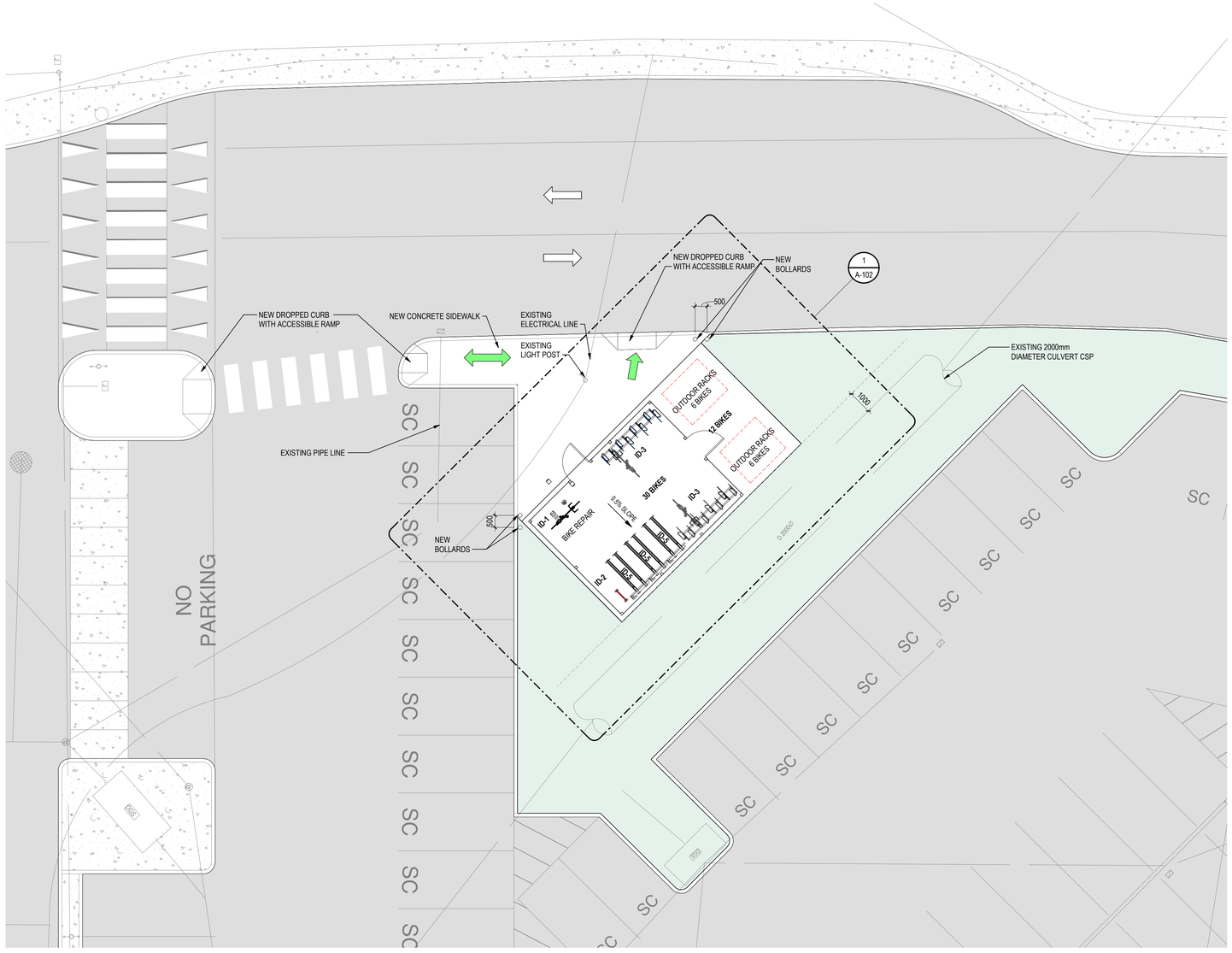

1 A-101 SITE PLAN - BIKE STORAGE ENCLOSURE

1 : 100

BIKE RACKS AND EQUIPMENT

OS/OI OWNER SUPPLY / OWNER INSTALL



ID-1 OS/OI
FREESTANDING BIKE REPAIR STATION WITH PUMP



ID-2 OS/OI
SINGLE POST FOR CARGO BIKES
2 BIKES PER POST

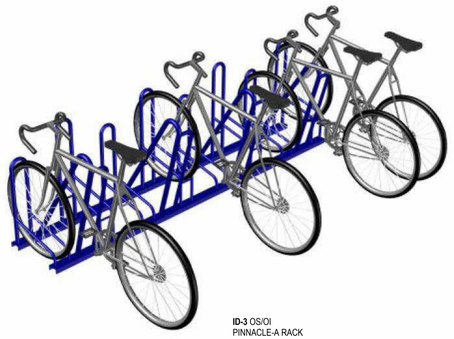

ID-3 OS/OI
PINNACLE-A RACK
8 BIKES

ID-4 OS/OI
PINNACLE-A RACK
6 BIKES



ID-5 OS/OI
2-TIER BICYCLE PARKING WITH PULL-DOWN TRAYS
4 BIKES PER RACK

Stantec

Stantec Architecture Ltd.
400-655 Tyee Road
Victoria, BC V9A 6X5
Tel: (250) 388-9161 • www.stantec.com

Copyright Reserved

The Copyrights to all designs and drawings are the property of Stantec. Reproduction or use for any purpose other than that authorized by Stantec is forbidden.

The Contractor shall verify and be responsible for all dimensions. DO NOT scale the drawing - any errors or omissions shall be reported to Stantec without delay.

Consultant

Stantec

Notes

TRUE NORTH

Issued/Revision		By	Appd	YYYY.MM.DD
4	RE-ISSUED FOR BUILDING PERMIT	JT	AI	2026.04.28
3	ISSUED FOR BUILDING PERMIT AND TENDER PACKAGE 2	AK	AI	2025.10.02
2	ISSUED FOR FOUNDATION PERMIT AND TENDER PACKAGE 1	AK	AI	2025.09.04
1	ISSUED FOR TENDER PACKAGE 1 - FOUNDATIONS ONLY	JT/WI	AI	2025.07.16

Permit/Seal

REGISTERED ARCHITECT STEFAN SCHULSON BRITISH COLUMBIA

2026-04-29

Client/Project Logo

island health

Client/Project

Island Health

VGH - Bike Storage Enclosure

1 Hospital Way, Victoria, BC V8Z 6R5

Title

SITE PLAN - BIKE STORAGE ENCLOSURE

Project No. 144325031

Scale As indicated

Revision 4

Drawing No. A-101

<Pick location in Project Information>
4/28/2026 8:36:54 PM

ORIGINAL SHEET - ARCH D

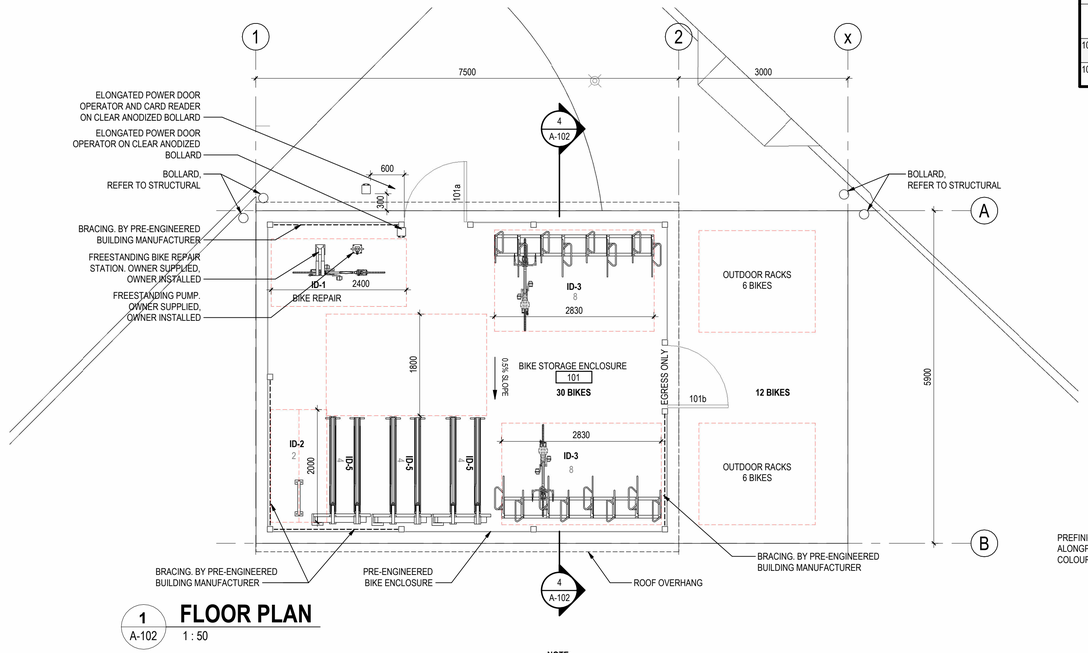

1 A-102 **FLOOR PLAN**
1 : 50

NOTE:
1. ALL BIKE RACKS AND EQUIPMENT TO BE OS/OI (OWNER SUPPLY / OWNER INSTALL).

DOOR SCHEDULE

No.	DOOR WIDTH	DOOR HEIGHT	DOOR THICKNESS	DOOR TYPE	DOOR MATERIAL	DOOR FINISH	HDWR	COMMENTS
101a	1070	2150	51	M	EXPANDED MESH, FABRICATED FRAME	PAINT. BLACK	S-1	FINISHED W/ MESH PANEL
101b	1070	2150	51	M	EXPANDED MESH, FABRICATED FRAME	PAINT. BLACK	S-2	FINISHED W/ MESH PANEL

DOOR PANEL TYPES
NOTE: REFER TO DOOR SCHEDULES FOR DOOR HEIGHTS AND WIDTHS

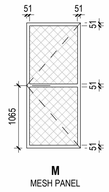

M
MESH PANEL

DOOR HARDWARE TYPES

HW SET / DOOR	QUANTITY	ITEM	MODEL	FINISH
S-1 DOOR 101a MAIN ENTRY ADO	3	HINGE		
	1	RIM EXIT DEVICE	SURFACE-MOUNTED MECHANISM WITH SINGLE-POINT LOCKING - VON DUPRIN 99NL-OP RIM EXIT DEVICE W/ NIGHT LATCH CYLINDER TRIM, OUTSIDE LOCK	630
	1	PULL HANDLE	FULL DOOR HEIGHT PULL HANDLE	630
	1	CYLINDER	SCHLAGE CYLINDER TO SUIT	630
	1	SURFACE CLOSER	LCN ALLEGION 4040XP	EN
	1	OVERHEAD STOP		
	1	AUTO OPERATOR	OT - RECORD 8100	689
	2	FULL HEIGHT ACTUATOR	WIKK - S-I36-3. EXTERIOR CARD READER RELEASES ELECTRIC STRIKE; EXTERIOR PUSH PLATE ACTIVATES OPERATOR. INTERIOR PUSH PLATE UNLOCKS STRIKE AND ACTIVATES OPERATOR	628
	1	ELECTRIC STRIKE	VON DUPRIN 6211 (FAIL-SECURE, RIM-TYPE STRIKE FOR USE WITH 99 DEVICE)	
	1	DOOR POSITION SWITCH		
	1	CARD READER		
	1	DOOR SAFETY SENSOR		
	2	MOUNTING POST	PREFABRICATED, ANODIZED ALUMINUM OR STAINLESS STEEL	
S-2 DOOR 101b EXTERIOR EGRESS DOOR	3	HINGE	-	-
	1	RIM EXIT DEVICE	SURFACE-MOUNTED MECHANISM WITH SINGLE-POINT LOCKING - VON DUPRIN 99NL-OP; RIM EXIT DEVICE W/ NIGHT LATCH CYLINDER TRIM, OUTSIDE LOCK	630
	1	CYLINDER	SCHLAGE CYLINDER TO SUIT	630
	1	SURFACE CLOSER	LCN ALLEGION 4040XP	EN
	1	OVERHEAD STOP		

ROOF ASSEMBLY:
- PREFINISHED 24ga GALV. SNAP-LOCK STANDING SEAM METAL ROOFING PANELS W/ FACTORY APPLIED SEALANT IN PANEL LOCKING LEGS. COLOUR: BLACK
- SELF-ADHERED PEEL AND STICK WATERPROOFING MEMBRANE, FULLY LAPPED AND SEALED
- ROOF STRUCTURE AS PER STRUCUTRAL DESIGN
- PREFINISHED METAL SOFFIT PANELS. COLOUR: BLACK

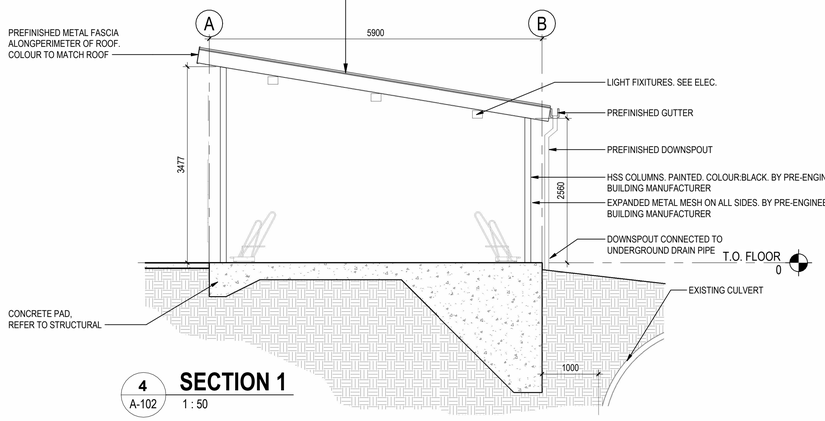

4 A-102 **SECTION 1**
1 : 50

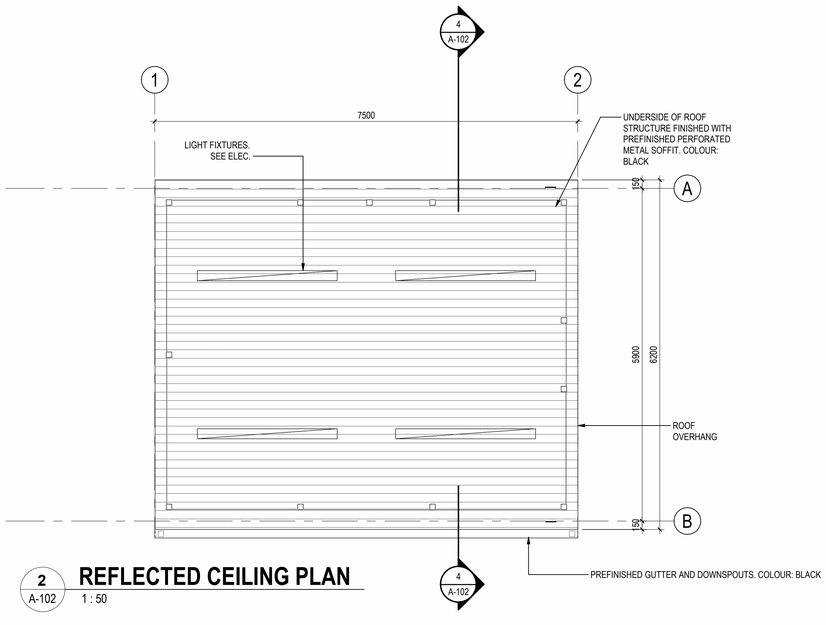

2 A-102 **REFLECTED CEILING PLAN**
1 : 50

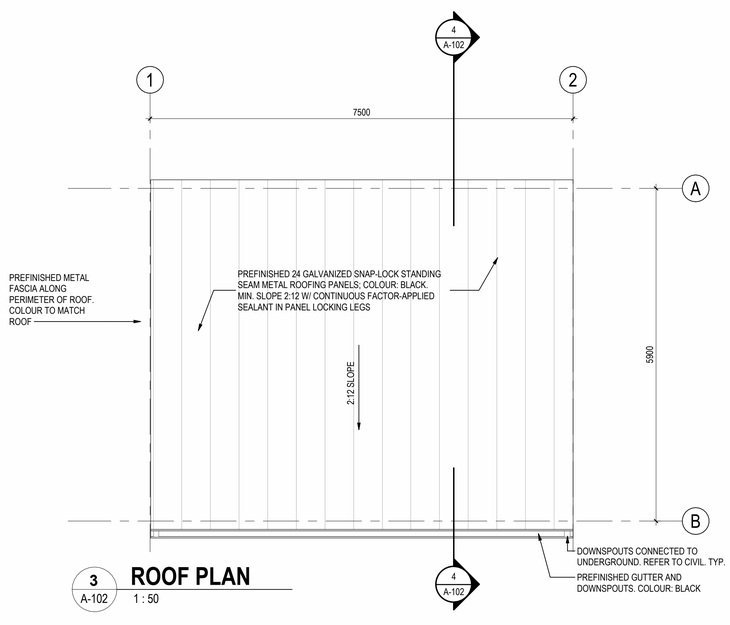

3 A-102 **ROOF PLAN**
1 : 50

Stantec
Stantec Architecture Ltd.
400-655 Tyee Road
Victoria, BC V9A 6X5
Tel: (250) 388-9161 • www.stantec.com

Copyright Reserved
The Copyrights to all designs and drawings are the property of Stantec. Reproduction or use for any purpose other than that authorized by Stantec is forbidden.
The Contractor shall verify and be responsible for all dimensions. DO NOT scale the drawing - any errors or omissions shall be reported to Stantec without delay.

Consultant
Stantec

Notes
PROJECT NORTH
TRUE NORTH

Issued/Revision	By	Appd	YYYY.MM.DD
2 RE-ISSUED FOR BUILDING PERMIT	JT	AI	2026.04.28
1 ISSUED FOR BUILDING PERMIT AND TENDER PACKAGE 2	AK	AI	2025.10.02

Permit/Seal
REGISTERED ARCHITECT — SEAN SCHULSTAD — BRITISH COLUMBIA
2026-04-29

Client/Project Logo
island health

Client/Project
Island Health

VGH - Bike Storage Enclosure

1 Hospital Way, Victoria, BC V8Z 6R5

Title
FLOOR PLAN, REFLECTED CEILING PLAN, ROOF PLAN, SECTION, DOOR SCHEDULE

Project No. 144325031
Scale As indicated
Revision 2
Drawing No. **A-102**

•Pick location in Project Information•
•[DATE]•8:45 AM PM

ORIGINAL SHEET - ARCH D